



Certificate of Analysis

FOR COMPLIANCE

Laboratory Sample ID: AL41107002-007



Production Method: Ice/Water
Harvest/Lot ID: JROC24311A
Batch#: JROC24311A
Seed to Sale#: JROC24311A
Sample Size Received: 12 gram
Total Amount: 5277 units
Retail Product Size: 0.5 gram
Retail Serving Size: 0.1 gram
Servings: 5
Sampled: 11/06/24 02:50 PM
Sampling Start: 02:50 PM
Sampling End: 03:30 PM
Sampling Method: SOP.T.20.010.NY

Naturae LLC

License # : OCM-PROC-24-000091
4883 State Route 67
Hoosick Falls, NY, 12090, US

PASSED

Pages 1 of 5

SAFETY RESULTS



Pesticides
PASSED



Heavy Metals
PASSED



Microbials
PASSED



Mycotoxins
PASSED



Residuals
Solvents
PASSED



Filtration
NOT TESTED



Water Activity
NOT TESTED



Moisture
NOT TESTED



MISC.

Terpenes
TESTED



Cannabinoid

PASSED



Total THC
64.0139%

Total THC/Container : 320.0695 mg



Total CBD
0.1295%

Total CBD/Container : 0.6475 mg



Total Cannabinoids
69.7145%

Total Cannabinoids/Container : 348.5725 mg

| | (6AR,9R) D10-THC | (6AR,9S) D10-THC | CBC | CBD | CBDA | CBDV | CBG | DB-THC | CBGA | CBN | D9-THC | THCA | THCV |
|---------|---------------------|---------------------|--------|---------|--------|---------|--------|---------|--------|---------|---------|---------|--------|
| % | <0.1000 | <0.1000 | 0.9927 | <0.1000 | 0.1477 | <0.1000 | 1.0785 | <0.1000 | 1.5299 | <0.1000 | 52.1570 | 13.5199 | 0.2888 |
| mg/unit | <0.500 | <0.500 | 4.964 | <0.500 | 0.739 | <0.500 | 5.393 | <0.500 | 7.650 | <0.500 | 260.785 | 67.600 | 1.444 |
| LOQ | 0.1000 | 0.1000 | 0.1000 | 0.1000 | 0.1000 | 0.1000 | 0.1000 | 0.1000 | 0.1000 | 0.1000 | 0.1000 | 0.1000 | 0.1000 |
| % | % | % | % | % | % | % | % | % | % | % | % | % | % |

Weight:
0.3357g

Analysis Method : SOP.T.30.031.NY, SOP.T.40.031.NY
Analyzed Date : 11/09/24 10:23:31

This Kaycha Labs Certification shall not be reproduced, unless in its entirety, without written approval from Kaycha Labs. The results relate only to the material or product analyzed. ND=Not Detected, ppm=Parts Per Million, ppb=Parts Per Billion, RSD=Relative Standard Deviation. Limit of Detection (LOD) and Limit Of Quantitation (LOQ) are terms used to describe the smallest concentration that can be detected and reliably measured by an analytical procedure, respectively. Action Levels are State determined thresholds based on 9 New York Codes, Rules and Regulations (NYCRR) Part 130 and Cannabis Law. The Measurement of Uncertainty (MU) error is available from the lab upon request. The "Decision Rule" for pass/fail does not include the MU. Any calculated totals may contain rounding errors.

Erica Troy

Lab Director

NY Permit # OCM-CPL-2022-00006
ISO 17025 Accreditation # 97164



Signature
11/12/24



1 Winners Circle
Albany, NY, 12205, US
(833) 465-8378

Kaycha Labs

JROC24311A
Papayalumina
Matrix : Derivative
Type: Live Rosin



Certificate of Analysis

PASSED

Naturae LLC

4883 State Route 67
Hoosick Falls, NY, 12090, US
Telephone: (518) 730-6024
Email: maxson@naturaenewyork.com
License #: OCM-PROC-24-000091

Sample : AL41107002-007
Harvest/Lot ID: JROC24311A

Batch#: JROC24311A
Sampled : 11/06/24 02:50 PM

Sample Size Received : 12 gram
Total Amount : 5277 units
Sampling Method : SOP.T.20.010.NY

Page 2 of 5



Terpenes

TESTED

| Terpenes | LOQ (%) | mg/unit | % | Result (%) | Terpenes | LOQ (%) | mg/unit | % | Result (%) |
|---------------------|---------|---------|---------------|------------|--|---------|---------|---|------------|
| BETA-CARYOPHYLLENE | 0.04 | 9.550 | 1.9100 | | Weight: 0.9867g | | | | |
| ALPHA-HUMULENE | 0.04 | 3.800 | 0.7600 | | Analysis Method : SOP.T.30.064.NY, SOP.T.40.064.NY | | | | |
| ALPHA-BISABOLOL | 0.04 | 3.000 | 0.6000 | | Analyzed Date : 11/12/24 10:44:42 | | | | |
| FARNESENE | 0.10 | 2.000 | 0.4000 | | | | | | |
| LIMONENE | 0.10 | 0.500 | 0.1000 | | | | | | |
| ALPHA TERPINEOL | 0.04 | 0.400 | 0.0800 | | | | | | |
| CARYOPHYLLENE OXIDE | 0.04 | 0.350 | 0.0700 | | | | | | |
| FENCHYL ALCOHOL | 0.04 | 0.250 | 0.0500 | | | | | | |
| CAMPHENE | 0.10 | <0.500 | <0.1000 | | | | | | |
| GERANIOL | 0.04 | <0.200 | <0.0400 | | | | | | |
| GUAIOL | 0.04 | <0.200 | <0.0400 | | | | | | |
| LINALOOL | 0.10 | <0.500 | <0.1000 | | | | | | |
| OCIMENE | 0.10 | <0.500 | <0.1000 | | | | | | |
| TERPINOLENE | 0.04 | <0.200 | <0.0400 | | | | | | |
| ALPHA-PINENE | 0.10 | <0.500 | <0.1000 | | | | | | |
| BETA-MYRCENE | 0.10 | <0.500 | <0.1000 | | | | | | |
| BETA-PINENE | 0.10 | <0.500 | <0.1000 | | | | | | |
| MENTHOL | 0.10 | <0.500 | <0.1000 | | | | | | |
| VALENCENE | 0.10 | <0.500 | <0.1000 | | | | | | |
| ALPHA-PHELLANDRENE | 0.10 | <0.500 | <0.1000 | | | | | | |
| ALPHA-TERPINEOL | 0.10 | <0.500 | <0.1000 | | | | | | |
| Total (%) | | | 3.5700 | | | | | | |

This Kaycha Labs Certification shall not be reproduced, unless in its entirety, without written approval from Kaycha Labs. The results relate only to the material or product analyzed. ND=Not Detected, ppm=Parts Per Million, ppb=Parts Per Billion, RSD=Relative Standard Deviation. Limit of Detection (LOD) and Limit Of Quantitation (LOQ) are terms used to describe the smallest concentration that can be detected and reliably measured by an analytical procedure, respectively. Action Levels are State determined thresholds based on 9 New York Codes, Rules and Regulations (NYCRR) Part 130 and Cannabis Law. The Measurement of Uncertainty (MU) error is available from the lab upon request. The "Decision Rule" for pass/fail does not include the MU. Any calculated totals may contain rounding errors.

Erica Troy
Lab Director

NY Permit # OCM-CPL-2022-00006
ISO 17025 Accreditation # 97164

Signature
11/12/24



Certificate of Analysis

PASSED

Naturae LLC

4883 State Route 67
Hoosick Falls, NY, 12090, US
Telephone: (518) 730-6024
Email: maxson@naturaeenewyork.com
License #: OCM-PROC-24-000091

Sample : AL41107002-007
Harvest/Lot ID: JROC24311A

Batch #: JROC24311A
Sampled : 11/06/24 02:50 PM

Sample Size Received : 12 gram
Total Amount : 5277 units
Sampling Method : SOP.T.20.010.NY

Page 3 of 5



Pesticides

PASSED

| Pesticide | LOQ | Units | Action Level | Pass/Fail | Result | Pesticide | LOQ | Units | Action Level | Pass/Fail | Result |
|-----------------------|--------|-------|--------------|-----------|---------|---|--------|-------|--------------|-----------|---------|
| ACEQUINOCLY | 0.1000 | ppm | 2 | PASS | <0.1000 | PACLOBUTRAZOL | 0.1000 | ppm | 0.4 | PASS | <0.1000 |
| PYRETHRINS, TOTAL | 0.1000 | ppm | 1 | PASS | <0.1000 | PERMETHRIN | 0.1000 | ppm | 0.2 | PASS | <0.1000 |
| AZADIRACTHIN | 0.1000 | ppm | 1 | PASS | <0.1000 | PHOSMET | 0.1000 | ppm | 0.2 | PASS | <0.1000 |
| INDOLE-3-BUTYRIC ACID | 0.1000 | ppm | 1 | PASS | <0.1000 | PRALLETHRIN | 0.1000 | ppm | 0.2 | PASS | <0.1000 |
| MYCLOBUTANIL | 0.1000 | ppm | 0.2 | PASS | <0.1000 | PROPICONAZOLE | 0.1000 | ppm | 0.4 | PASS | <0.1000 |
| PIPERONYL BUTOXIDE | 0.1000 | ppm | 2 | PASS | <0.1000 | PROPOXUR | 0.1000 | ppm | 0.2 | PASS | <0.1000 |
| ABAMECTIN B1A | 0.1000 | ppm | 0.5 | PASS | <0.1000 | PYRIDABEN | 0.1000 | ppm | 0.2 | PASS | <0.1000 |
| ACEPHATE | 0.1000 | ppm | 0.4 | PASS | <0.1000 | SPINETORAM, TOTAL | 0.1000 | ppm | 1 | PASS | <0.1000 |
| ACETAMIPRID | 0.1000 | ppm | 0.2 | PASS | <0.1000 | SPINOSAD, TOTAL | 0.1000 | ppm | 0.2 | PASS | <0.1000 |
| ALDICARB | 0.1000 | ppm | 0.4 | PASS | <0.1000 | SPIROMESIFEN | 0.1000 | ppm | 0.2 | PASS | <0.1000 |
| AZOXYSTROBIN | 0.1000 | ppm | 0.2 | PASS | <0.1000 | SPIROTETRAMAT | 0.1000 | ppm | 0.2 | PASS | <0.1000 |
| CHLORMEQUAT CHLORIDE | 0.1000 | ppm | 1 | PASS | <0.1000 | SPIROXAMINE | 0.1000 | ppm | 0.2 | PASS | <0.1000 |
| BIFENAZATE | 0.1000 | ppm | 0.2 | PASS | <0.1000 | TEBUCONAZOLE | 0.1000 | ppm | 0.4 | PASS | <0.1000 |
| BIFENTHRIN | 0.1000 | ppm | 0.2 | PASS | <0.1000 | THIACLOPRID | 0.1000 | ppm | 0.2 | PASS | <0.1000 |
| CHLORPYRIFOS | 0.1000 | ppm | 0.2 | PASS | <0.1000 | THIAMETHOXAM | 0.1000 | ppm | 0.2 | PASS | <0.1000 |
| COUMAPHOS | 0.1000 | ppm | 1 | PASS | <0.1000 | TRIFLOXYSTROBIN | 0.1000 | ppm | 0.2 | PASS | <0.1000 |
| CARBARYL | 0.1000 | ppm | 0.2 | PASS | <0.1000 | CAPTAN * | 0.1000 | ppm | 1 | PASS | <0.1000 |
| DAMINOZIDE | 0.1000 | ppm | 1 | PASS | <0.1000 | CHLORDANE * | 0.1000 | ppm | 1 | PASS | <0.1000 |
| CARBOFUAN | 0.1000 | ppm | 0.2 | PASS | <0.1000 | CHLORFENAPYR * | 0.1000 | ppm | 1 | PASS | <0.1000 |
| BOSCALID | 0.1000 | ppm | 0.4 | PASS | <0.1000 | CYFLUTHRIN * | 0.1000 | ppm | 1 | PASS | <0.1000 |
| CHLORANTRANILIPROLE | 0.1000 | ppm | 0.2 | PASS | <0.1000 | CYPERMETHRIN * | 0.1000 | ppm | 1 | PASS | <0.1000 |
| DIAZINON | 0.1000 | ppm | 0.2 | PASS | <0.1000 | METHYL PARATHION * | 0.1000 | ppm | 0.2 | PASS | <0.1000 |
| CLOFENTEZINE | 0.1000 | ppm | 0.2 | PASS | <0.1000 | MGK-264 * | 0.1000 | ppm | 0.2 | PASS | <0.1000 |
| DICHLORVOS | 0.1000 | ppm | 1 | PASS | <0.1000 | PENTACHLORONITROBENZENE * | 0.1000 | ppm | 1 | PASS | <0.1000 |
| DIMETHOATE | 0.1000 | ppm | 0.2 | PASS | <0.1000 | Weight: | | | | | |
| DIMETHOMORPH | 0.1000 | ppm | 1 | PASS | <0.1000 | 0.4811g | | | | | |
| ETHOPROPHOS | 0.1000 | ppm | 0.2 | PASS | <0.1000 | Analysis Method : SOP.T.40.104.NY, SOP.T30.104.NY and SOP.T.40.154.NY | | | | | |
| ETOFENPROX | 0.1000 | ppm | 0.4 | PASS | <0.1000 | Analyzed Date : 11/12/24 10:36:32 | | | | | |
| ETOXAZOLE | 0.1000 | ppm | 0.2 | PASS | <0.1000 | Weight: | | | | | |
| FENHEXAMID | 0.1000 | ppm | 1 | PASS | <0.1000 | 0.4811g | | | | | |
| FENYOXCARB | 0.1000 | ppm | 0.2 | PASS | <0.1000 | Analysis Method : SOP.T.40.154.NY | | | | | |
| FENPYROXIMATE | 0.1000 | ppm | 0.4 | PASS | <0.1000 | Analyzed Date : 11/12/24 11:41:53 | | | | | |
| FIPRONIL | 0.1000 | ppm | 0.4 | PASS | <0.1000 | | | | | | |
| FLONICAMID | 0.1000 | ppm | 1 | PASS | <0.1000 | | | | | | |
| FLUDIOXONIL | 0.1000 | ppm | 0.4 | PASS | <0.1000 | | | | | | |
| HEXYTHIAZOX | 0.1000 | ppm | 1 | PASS | <0.1000 | | | | | | |
| IMAZALIL | 0.1000 | ppm | 0.2 | PASS | <0.1000 | | | | | | |
| IMIDACLOPRID | 0.1000 | ppm | 0.4 | PASS | <0.1000 | | | | | | |
| KRESOXIM METHYL | 0.1000 | ppm | 0.4 | PASS | <0.1000 | | | | | | |
| MALATHION | 0.1000 | ppm | 0.2 | PASS | <0.1000 | | | | | | |
| METALAXYL | 0.1000 | ppm | 0.2 | PASS | <0.1000 | | | | | | |
| METHIOCARB | 0.1000 | ppm | 0.2 | PASS | <0.1000 | | | | | | |
| METHOMYL | 0.1000 | ppm | 0.4 | PASS | <0.1000 | | | | | | |
| MEVINPHOS | 0.1000 | ppm | 1 | PASS | <0.1000 | | | | | | |
| NALED | 0.1000 | ppm | 0.5 | PASS | <0.1000 | | | | | | |
| OXAMYL | 0.1000 | ppm | 1 | PASS | <0.1000 | | | | | | |

This Kaycha Labs Certification shall not be reproduced, unless in its entirety, without written approval from Kaycha Labs. The results relate only to the material or product analyzed. ND=Not Detected, ppm=Parts Per Million, ppb=Parts Per Billion, RSD=Relative Standard Deviation. Limit of Detection (LOD) and Limit Of Quantitation (LOQ) are terms used to describe the smallest concentration that can be detected and reliably measured by an analytical procedure, respectively. Action Levels are State determined thresholds based on 9 New York Codes, Rules and Regulations (NYCRR) Part 130 and Cannabis Law. The Measurement of Uncertainty (MU) error is available from the lab upon request. The "Decision Rule" for pass/fail does not include the MU. Any calculated totals may contain rounding errors.

Erica Troy

Lab Director

NY Permit # OCM-CPL-2022-00006
ISO 17025 Accreditation # 97164

Signature
11/12/24



Certificate of Analysis

PASSED

Naturae LLC

 4883 State Route 67
 Hoosick Falls, NY, 12090, US
 Telephone: (518) 730-6024
 Email: maxson@naturaeenewyork.com
 License #: OCM-PROC-24-000091

 Sample : AL41107002-007
 Harvest/Lot ID: JROC24311A
 Batch#: JROC24311A
 Sampled : 11/06/24 02:50 PM

 Sample Size Received : 12 gram
 Total Amount : 5277 units
 Sampling Method : SOP.T.20.010.NY

Page 4 of 5



Residual Solvents

PASSED

| Solvents | LOQ | Units | Action Level | Pass/Fail | Result |
|---------------------------|-------|-------|--------------|-----------|--------|
| 1,1,1,2-TETRAFLUOROETHANE | 500.0 | ppm | 1000 | PASS | <500.0 |
| DIMETHYL SULFOXIDE | 375.0 | ppm | 5000 | PASS | <375.0 |
| 1,1,1-TRICHLOROETHANE | 375.0 | ppm | 1500 | PASS | <375.0 |
| HEXANE, TOTAL | 125.0 | ppm | 290 | PASS | <125.0 |
| PENTANES, TOTAL | 125.0 | ppm | 5000 | PASS | <125.0 |
| BUTANES, TOTAL | 750.0 | ppm | 5000 | PASS | <750.0 |
| XYLENES, TOTAL | 125.0 | ppm | 2170 | PASS | <125.0 |
| 1,2-DICHLOROETHANE | 1.3 | ppm | 5 | PASS | <1.3 |
| PROPANE | 750.0 | ppm | 5000 | PASS | <750.0 |
| METHANOL | 125.0 | ppm | 3000 | PASS | <125.0 |
| ETHANOL | 125.0 | ppm | 5000 | PASS | <125.0 |
| ETHYL ETHER | 125.0 | ppm | 5000 | PASS | <125.0 |
| ACETONE | 125.0 | ppm | 5000 | PASS | <125.0 |
| 2-PROPANOL | 125.0 | ppm | 5000 | PASS | <125.0 |
| ACETONITRILE | 125.0 | ppm | 410 | PASS | <125.0 |
| DICHLOROMETHANE | 125.0 | ppm | 600 | PASS | <125.0 |
| ETHYL ACETATE | 125.0 | ppm | 5000 | PASS | <125.0 |
| BENZENE | 1.3 | ppm | 2 | PASS | <1.3 |
| N-HEPTANE | 125.0 | ppm | 5000 | PASS | <125.0 |
| TOLUENE | 125.0 | ppm | 890 | PASS | <125.0 |
| CHLOROFORM | 1.3 | ppm | 60 | PASS | <1.3 |

 Weight:
 0.0239g

 Analysis Method : SOP.T.40.044.NY
 Analyzed Date : 11/11/24 12:03:07

This Kaycha Labs Certification shall not be reproduced, unless in its entirety, without written approval from Kaycha Labs. The results relate only to the material or product analyzed. ND=Not Detected, ppm=Parts Per Million, ppb=Parts Per Billion, RSD=Relative Standard Deviation. Limit of Detection (LOD) and Limit Of Quantitation (LOQ) are terms used to describe the smallest concentration that can be detected and reliably measured by an analytical procedure, respectively. Action Levels are State determined thresholds based on 9 New York Codes, Rules and Regulations (NYCRR) Part 130 and Cannabis Law. The Measurement of Uncertainty (MU) error is available from the lab upon request. The "Decision Rule" for pass/fail does not include the MU. Any calculated totals may contain rounding errors.

Erica Troy

Lab Director

 NY Permit # OCM-CPL-2022-00006
 ISO 17025 Accreditation # 97164

 Signature
 11/12/24



Certificate of Analysis

PASSED



Naturae LLC


4883 State Route 67
Hoosick Falls, NY, 12090, US
Telephone: (518) 730-6024
Email: maxson@naturaeenewyork.com
License #: OCM-PROC-24-000091

Sample : AL41107002-007
Harvest/Lot ID: JROC24311A
Batch#: JROC24311A
Sampled : 11/06/24 02:50 PM

Sample Size Received : 12 gram
Total Amount : 5277 units
Sampling Method : SOP.T.20.010.NY

Page 5 of 5

|  Microbial PASSED | | | | | |  Mycotoxins PASSED | | | | | |
|---|-----|-------|-------------|-------------|--------------|--|--------|-------|---------|-------------|--------------|
| Analyte | LOQ | Units | Result | Pass / Fail | Action Level | Analyte | LOQ | Units | Result | Pass / Fail | Action Level |
| TOTAL AEROBIC BACTERIA | 100 | CFU/g | <100 | PASS | 10000 | AFLATOXIN G2 | 0.0025 | ppm | <0.0025 | PASS | 0.02 |
| TOTAL YEAST AND MOLD | 100 | CFU/g | <100 | PASS | 1000 | AFLATOXIN G1 | 0.0025 | ppm | <0.0025 | PASS | 0.02 |
| ESCHERICHIA COLI SHIGELLA SPP | 1 | | Not Present | PASS | | AFLATOXIN B2 | 0.0025 | ppm | <0.0025 | PASS | 0.02 |
| SALMONELLA SPECIES | 1 | | Not Present | PASS | | AFLATOXIN B1 | 0.0025 | ppm | <0.0025 | PASS | 0.02 |
| ASPERGILLUS TERREUS | 1 | | Not Present | PASS | | OCHRATOXIN A+ | 0.0100 | ppm | <0.0100 | PASS | 0.02 |
| ASPERGILLUS NIGER | 1 | | Not Present | PASS | | TOTAL AFLATOXINS (B1, B2, G1, G2) | 0.0025 | ppm | <0.0025 | PASS | 0.02 |
| ASPERGILLUS FLAVUS | 1 | | Not Present | PASS | | Weight: | | | | | |
| ASPERGILLUS FUMIGATUS | 1 | | Not Present | PASS | | 0.4811g | | | | | |
| Weight: | | | | | | Analysis Method : | | | | | |
| 0.88g | | | | | | SOP.T.30.104.NY, SOP.T.40.104.NY | | | | | |
| Analysis Method : | | | | | | ANALYZED DATE : | | | | | |
| SOP.T.40.058A.NY, SOP.T.40.058B.NY, SOP.T.40.208.NY | | | | | | 11/12/24 10:42:17 | | | | | |
| ANALYZED DATE : | | | | | | | | | | | |
| 11/09/24 16:30:03 | | | | | | | | | | | |

|  Heavy Metals PASSED | | | | | |
|--|--------|-------|---------|-------------|--------------|
| Metal | LOQ | Units | Result | Pass / Fail | Action Level |
| ANTIMONY | 0.1000 | ug/g | <0.1000 | PASS | 2 |
| ARSENIC | 0.1000 | ug/g | <0.1000 | PASS | 0.2 |
| CADMIUM | 0.1000 | ug/g | <0.1000 | PASS | 0.2 |
| CHROMIUM | 1.0000 | ug/g | <1.0000 | PASS | 110 |
| COPPER | 1.0000 | ug/g | <1.0000 | PASS | 30 |
| LEAD | 0.1000 | ug/g | <0.1000 | PASS | 0.5 |
| MERCURY | 0.0100 | ug/g | <0.0100 | PASS | 0.1 |
| NICKEL | 0.1000 | ug/g | <0.1000 | PASS | 2 |
| Weight: | | | | | |
| 0.4075g | | | | | |
| Analysis Method : | | | | | |
| SOP.T.30.084.NY, SOP.T.40.084.NY | | | | | |
| ANALYZED DATE : | | | | | |
| 11/11/24 11:01:11 | | | | | |