



# Certificate of Analysis

## FOR COMPLIANCE



Sample:AL40830007-003  
Harvest/Lot ID: JYRC24243B  
Batch#: JYRC24243B  
Seed to Sale# JYRC24243B  
Sample Size Received: 8 units  
Total Amount: 2912 units  
Retail Product Size: 1 gram  
Retail Serving Size: .1 gram  
Servings: 10  
Sampled: 08/30/24 01:00 PM  
Sampling Start: 01:00 PM  
Sampling End: 01:30 PM  
Sampling Method: SOP.T.20.010.NY

Naturae LLC

License # : OCM-AUCP-2022-000028

4883 State Route 67  
Hoosick Falls, NY, 12090, US

**PASSED**

Pages 1 of 6

### SAFETY RESULTS

  
Pesticides  
**PASSED**

  
Heavy Metals  
**PASSED**

  
Microbials  
**PASSED**

  
Mycotoxins  
**PASSED**


  
Residuals  
Solvents  
**PASSED**


  
Filtration  
**NOT TESTED**

  
Water Activity  
**NOT TESTED**

  
Moisture  
**NOT TESTED**

MISC.  
  
Terpenes  
**TESTED**

 **Cannabinoid** **PASSED**

 **Total THC**  
**60.2317%**  
Total THC/Container : 602.3170 mg

 **Total CBD**  
**0.1935%**  
Total CBD/Container : 1.9350 mg

 **Total Cannabinoids**  
**87.3904%**  
Total Cannabinoids/Container : 873.9040 mg

	(6AR,9R) D10-THC	(6AR,9S) D10-THC	CBC	CBD	CBDA	CBDV	CBG	D8-THC	CBGA	CBN	D9-THC	THCA	THCV
%	<0.1000	<0.1000	0.7547	0.1935	<0.1000	<0.1000	3.0383	<0.1000	<0.1000	21.4089	60.2317	<0.1000	1.7633
mg/unit	<1.000	<1.000	7.547	1.935	<1.000	<1.000	30.383	<1.000	<1.000	214.089	602.317	<1.000	17.633
LOQ	0.1000	0.1000	0.1000	0.1000	0.1000	0.1000	0.1000	0.1000	0.1000	0.1000	0.1000	0.1000	0.1000
	%	%	%	%	%	%	%	%	%	%	%	%	%

Weight:  
0.1141g

Analysis Method : SOP.T.30.031.NY, SOP.T.40.031.NY  
Analyzed Date : 09/03/24 14:42:42

This Kaycha Labs Certification shall not be reproduced, unless in its entirety, without written approval from Kaycha Labs. The results relate only to the material or product analyzed. ND=Not Detected, ppm=Parts Per Million, ppb=Parts Per Billion, RSD=Relative Standard Deviation. Limit of Detection (LOD) and Limit Of Quantitation (LOQ) are terms used to describe the smallest concentration that can be detected and reliably measured by an analytical procedure, respectively. Action Levels are State determined thresholds based on 9 New York Codes, Rules and Regulations (NYCRR) Part 130 and Cannabis Law. The Measurement of Uncertainty (MU) error is available from the lab upon request. The "Decision Rule" for pass/fail does not include the MU. Any calculated totals may contain rounding errors.

**Erica Troy**  
Lab Director

NY Permit # OCM-CPL-2022-00006  
ISO 17025 Accreditation # 97164



Signature  
09/06/24



# Certificate of Analysis

**PASSED**

Naturae LLC

4883 State Route 67  
Hoosick Falls, NY, 12090, US  
Telephone: (518) 730-6024  
Email: maxson@naturaeenewyork.com  
License # : OCM-AUCP-2022-000028

Sample : AL40830007-003  
Harvest/Lot ID: JYRC24243B  
Batch# : JYRC24243B  
Sampled : 08/30/24 01:00 PM

Sample Size Received : 8 units  
Total Amount : 2912 units  
Sampling Method : SOP.T.20.010.NY

Page 2 of 6



## Terpenes

**TESTED**

Terpenes	LOQ (%)	mg/unit	%	Result (%)	Terpenes	LOQ (%)	mg/unit	%	Result (%)
BETA-CARYOPHYLLENE	0.04	5.400	0.5400		Weight:				
LIMONENE	0.10	5.100	0.5100		1.1447g				
LINALOOL	0.10	3.400	0.3400		Analysis Method : SOP.T.30.064.NY, SOP.T.40.064.NY				
BETA-MYRCENE	0.10	2.500	0.2500		Analyzed Date : 09/03/24 14:15:08				
VALENCENE	0.10	1.100	0.1100						
ALPHA-BISABOLOL	0.04	1.100	0.1100						
ALPHA-HUMULENE	0.04	0.800	0.0800						
FENCHYL ALCOHOL	0.04	0.500	0.0500						
ALPHA TERPINEOL	0.04	0.400	0.0400						
CAMPHENE	0.10	<1.000	<0.1000						
CARYOPHYLLENE OXIDE	0.04	<0.400	<0.0400						
FARNESENE	0.10	<1.000	<0.1000						
GERANIOL	0.04	<0.400	<0.0400						
GUAIOL	0.04	<0.400	<0.0400						
MENTHOL	0.10	<1.000	<0.1000						
OCIMENE	0.10	<1.000	<0.1000						
TERPINOLENE	0.04	<0.400	<0.0400						
ALPHA-PHELLANDRENE	0.10	<1.000	<0.1000						
ALPHA-PINENE	0.10	<1.000	<0.1000						
BETA-PINENE	0.10	<1.000	<0.1000						
ALPHA-TERPINENE	0.10	<1.000	<0.1000						
<b>Total (%)</b>			<b>2.0300</b>						

This Kaycha Labs Certification shall not be reproduced, unless in its entirety, without written approval from Kaycha Labs. The results relate only to the material or product analyzed. ND=Not Detected, ppm=Parts Per Million, ppb=Parts Per Billion, RSD=Relative Standard Deviation. Limit of Detection (LOD) and Limit Of Quantitation (LOQ) are terms used to describe the smallest concentration that can be detected and reliably measured by an analytical procedure, respectively. Action Levels are State determined thresholds based on 9 New York Codes, Rules and Regulations (NYCRR) Part 130 and Cannabis Law. The Measurement of Uncertainty (MU) error is available from the lab upon request. The "Decision Rule" for pass/fail does not include the MU. Any calculated totals may contain rounding errors.

**Erica Troy**  
Lab Director

NY Permit # OCM-CPL-2022-00006  
ISO 17025 Accreditation # 97164

Signature  
09/06/24



# Certificate of Analysis

**PASSED**

Naturae LLC

4883 State Route 67  
Hoosick Falls, NY, 12090, US  
Telephone: (518) 730-6024  
Email: maxson@naturaeenewyork.com  
License # : OCM-AUCP-2022-000028

Sample : AL40830007-003  
Harvest/Lot ID: JYRC24243B  
Batch# : JYRC24243B  
Sampled : 08/30/24 01:00 PM

Sample Size Received : 8 units  
Total Amount : 2912 units  
Sampling Method : SOP.T.20.010.NY

Page 3 of 6



## Pesticides

**PASSED**

Pesticide	LOQ	Units	Action Level	Pass/Fail	Result	Pesticide	LOQ	Units	Action Level	Pass/Fail	Result
PYRETHRINS, TOTAL	0.1000	ppm	1	PASS	<0.1000	PACLOBUTRAZOL	0.1000	ppm	0.4	PASS	<0.1000
AZADIRACTIN	0.1000	ppm	1	PASS	<0.1000	PERMETHRIN	0.1000	ppm	0.2	PASS	<0.1000
INDOLE-3-BUTYRIC ACID	0.1000	ppm	1	PASS	<0.1000	PHOSMET	0.1000	ppm	0.2	PASS	<0.1000
MYCLOBUTANIL	0.1000	ppm	0.2	PASS	<0.1000	PRALLETHRIN	0.1000	ppm	0.2	PASS	<0.1000
PIPERONYL BUTOXIDE	0.1000	ppm	2	PASS	<0.1000	PROPICONAZOLE	0.1000	ppm	0.4	PASS	<0.1000
ABAMECTIN B1A	0.1000	ppm	0.5	PASS	<0.1000	PROPOXUR	0.1000	ppm	0.2	PASS	<0.1000
ACEPHATE	0.1000	ppm	0.4	PASS	<0.1000	PYRIDABEN	0.1000	ppm	0.2	PASS	<0.1000
ACEQUINOXYL	0.1000	ppm	2	PASS	<0.1000	SPINETORAM, TOTAL	0.1000	ppm	1	PASS	<0.1000
ACETAMIPRID	0.1000	ppm	0.2	PASS	<0.1000	SPINOSAD, TOTAL	0.1000	ppm	0.2	PASS	<0.1000
ALDICARB	0.1000	ppm	0.4	PASS	<0.1000	SPIROMESIFEN	0.1000	ppm	0.2	PASS	<0.1000
AZOXYSTROBIN	0.1000	ppm	0.2	PASS	<0.1000	SPIROTETRAMAT	0.1000	ppm	0.2	PASS	<0.1000
CHLORMEQUAT CHLORIDE	0.1000	ppm	1	PASS	<0.1000	SPIROXAMINE	0.1000	ppm	0.2	PASS	<0.1000
BIFENAZATE	0.1000	ppm	0.2	PASS	<0.1000	TEBUCONAZOLE	0.1000	ppm	0.4	PASS	<0.1000
BIFENTHRIN	0.1000	ppm	0.2	PASS	<0.1000	THIACLOPRID	0.1000	ppm	0.2	PASS	<0.1000
CARBARYL	0.1000	ppm	0.2	PASS	<0.1000	THIAMETHOXAM	0.1000	ppm	0.2	PASS	<0.1000
COUMAPHOS	0.1000	ppm	1	PASS	<0.1000	TRIFLOXYSTROBIN	0.1000	ppm	0.2	PASS	<0.1000
CHLORPYRIFOS	0.1000	ppm	0.2	PASS	<0.1000	CAPTAN *	0.1000	ppm	1	PASS	<0.1000
DAMINOZIDE	0.1000	ppm	1	PASS	<0.1000	CHLORDANE *	0.1000	ppm	1	PASS	<0.1000
BOSCALID	0.1000	ppm	0.4	PASS	<0.1000	CHLORFENAPYR *	0.1000	ppm	1	PASS	<0.1000
CARBOFUAN	0.1000	ppm	0.2	PASS	<0.1000	CYFLUTHRIN *	0.1000	ppm	1	PASS	<0.1000
CHLORANTRANILIPROLE	0.1000	ppm	0.2	PASS	<0.1000	CYPERMETHRIN *	0.1000	ppm	1	PASS	<0.1000
CLOFENTEZINE	0.1000	ppm	0.2	PASS	<0.1000	METHYL PARATHION *	0.1000	ppm	0.2	PASS	<0.1000
DIAZINON	0.1000	ppm	0.2	PASS	<0.1000	MGK-264 *	0.1000	ppm	0.2	PASS	<0.1000
DICHLORVOS	0.1000	ppm	1	PASS	<0.1000	PENTACHLORONITROBENZENE *	0.1000	ppm	1	PASS	<0.1000
DIMETHOATE	0.1000	ppm	0.2	PASS	<0.1000	Weight:					
DIMETHOMORPH	0.1000	ppm	1	PASS	<0.1000	0.5282g					
ETHOPROPHOS	0.1000	ppm	0.2	PASS	<0.1000	Analysis Method : SOP.T.40.104.NY, SOP.T30.104.NY and SOP.T.40.154.NY					
ETOFENPROX	0.1000	ppm	0.4	PASS	<0.1000	Analyzed Date : 09/03/24 16:01:24					
ETOXAZOLE	0.1000	ppm	0.2	PASS	<0.1000	Weight:					
FENHEXAMID	0.1000	ppm	1	PASS	<0.1000	0.5282g					
FENYOXCARB	0.1000	ppm	0.2	PASS	<0.1000	Analysis Method : SOP.T.40.154.NY					
FENPYROXIMATE	0.1000	ppm	0.4	PASS	<0.1000	Analyzed Date : 09/03/24 16:09:10					
FIPRONIL	0.1000	ppm	0.4	PASS	<0.1000						
FLONICAMID	0.1000	ppm	1	PASS	<0.1000						
FLUDIOXONIL	0.1000	ppm	0.4	PASS	<0.1000						
HEXYTHIAZOX	0.1000	ppm	1	PASS	<0.1000						
IMAZALIL	0.1000	ppm	0.2	PASS	<0.1000						
IMIDACLOPRID	0.1000	ppm	0.4	PASS	<0.1000						
KRESOXIM METHYL	0.1000	ppm	0.4	PASS	<0.1000						
MALATHION	0.1000	ppm	0.2	PASS	<0.1000						
METALAXYL	0.1000	ppm	0.2	PASS	<0.1000						
METHIOCARB	0.1000	ppm	0.2	PASS	<0.1000						
METHOMYL	0.1000	ppm	0.4	PASS	<0.1000						
MEVINPHOS	0.1000	ppm	1	PASS	<0.1000						
NALED	0.1000	ppm	0.5	PASS	<0.1000						
OXAMYL	0.1000	ppm	1	PASS	<0.1000						

This Kaycha Labs Certification shall not be reproduced, unless in its entirety, without written approval from Kaycha Labs. The results relate only to the material or product analyzed. ND=Not Detected, ppm=Parts Per Million, ppb=Parts Per Billion, RSD=Relative Standard Deviation. Limit of Detection (LOD) and Limit Of Quantitation (LOQ) are terms used to describe the smallest concentration that can be detected and reliably measured by an analytical procedure, respectively. Action Levels are State determined thresholds based on 9 New York Codes, Rules and Regulations (NYCRR) Part 130 and Cannabis Law. The Measurement of Uncertainty (MU) error is available from the lab upon request. The "Decision Rule" for pass/fail does not include the MU. Any calculated totals may contain rounding errors.

**Erica Troy**

Lab Director

NY Permit # OCM-CPL-2022-00006  
ISO 17025 Accreditation # 97164

Signature  
09/06/24



# Certificate of Analysis

**PASSED**

Naturae LLC

 4883 State Route 67  
 Hoosick Falls, NY, 12090, US  
 Telephone: (518) 730-6024  
 Email: maxson@naturaeenewyork.com  
 License #: OCM-AUCP-2022-000028

 Sample : AL40830007-003  
 Harvest/Lot ID: JYRC24243B  
 Batch#: JYRC24243B  
 Sampled : 08/30/24 01:00 PM

 Sample Size Received : 8 units  
 Total Amount : 2912 units  
 Sampling Method : SOP.T.20.010.NY

Page 4 of 6



## Residual Solvents

PASSED

Solvents	LOQ	Units	Action Level	Pass/Fail	Result
1,1,1,2-TETRAFLUOROETHANE	500.0	ppm	1000	PASS	<500.0
DIMETHYL SULFOXIDE	375.0	ppm	5000	PASS	<375.0
1,1,1-TRICHLOROETHANE	375.0	ppm	1500	PASS	<375.0
HEXANE, TOTAL	125.0	ppm	290	PASS	<125.0
PENTANES, TOTAL	125.0	ppm	5000	PASS	<125.0
BUTANES, TOTAL	750.0	ppm	5000	PASS	<750.0
XYLENES, TOTAL	125.0	ppm	2170	PASS	<125.0
1,2-DICHLOROETHANE	1.3	ppm	5	PASS	<1.3
PROPANE	750.0	ppm	5000	PASS	<750.0
METHANOL	125.0	ppm	3000	PASS	<125.0
ETHANOL	125.0	ppm	5000	PASS	1137.9
ETHYL ETHER	125.0	ppm	5000	PASS	<125.0
ACETONE	125.0	ppm	5000	PASS	<125.0
2-PROPANOL	125.0	ppm	5000	PASS	<125.0
ACETONITRILE	125.0	ppm	410	PASS	<125.0
DICHLOROMETHANE	125.0	ppm	600	PASS	<125.0
ETHYL ACETATE	125.0	ppm	5000	PASS	<125.0
BENZENE	1.3	ppm	2	PASS	<1.3
N-HEPTANE	125.0	ppm	5000	PASS	<125.0
TOLUENE	125.0	ppm	890	PASS	<125.0
CHLOROFORM	1.3	ppm	60	PASS	<1.3

 Weight:  
 0.0223g

 Analysis Method : SOP.T.40.044.NY  
 Analyzed Date : 09/03/24 16:29:03

Residual solvents screening is performed using GC-MS which can detect below single digit ppm concentrations. Currently we analyze for 33 Residual solvents. (Method: SOP.T.30.042 Residual Solvents Analysis via GC-MS).



# Certificate of Analysis

**PASSED**



Naturae LLC


4883 State Route 67  
Hoosick Falls, NY, 12090, US  
Telephone: (518) 730-6024  
Email: maxson@naturaeenewyork.com  
License # : OCM-AUCP-2022-000028

Sample : AL40830007-003  
Harvest/Lot ID: JYRC24243B  
Batch# : JYRC24243B  
Sampled : 08/30/24 01:00 PM

Sample Size Received : 8 units  
Total Amount : 2912 units  
Sampling Method : SOP.T.20.010.NY

Page 5 of 6

 <b>Microbial</b> <span style="float: right;"><b>PASSED</b></span>						 <b>Mycotoxins</b> <span style="float: right;"><b>PASSED</b></span>					
Analyte	LOQ	Units	Result	Pass / Fail	Action Level	Analyte	LOQ	Units	Result	Pass / Fail	Action Level
TOTAL AEROBIC BACTERIA	100	CFU/g	<100	PASS	10000	AFLATOXIN G2	0.0025	ppm	<0.0025	PASS	0.02
TOTAL YEAST AND MOLD	100	CFU/g	<100	PASS	1000	AFLATOXIN G1	0.0025	ppm	<0.0025	PASS	0.02
ESCHERICHIA COLI SHIGELLA SPP	1		Not Present	PASS		AFLATOXIN B2	0.0025	ppm	<0.0025	PASS	0.02
SALMONELLA SPECIES	1		Not Present	PASS		AFLATOXIN B1	0.0025	ppm	<0.0025	PASS	0.02
ASPERGILLUS TERREUS	1		Not Present	PASS		OCHRATOXIN A+	0.0100	ppm	<0.0100	PASS	0.02
ASPERGILLUS NIGER	1		Not Present	PASS		TOTAL AFLATOXINS (B1, B2, G1, G2)	0.0025	ppm	<0.0025	PASS	0.02
ASPERGILLUS FLAVUS	1		Not Present	PASS							
ASPERGILLUS FUMIGATUS	1		Not Present	PASS		Weight:					
						0.5282g					
Weight:											
0.915g											
Analysis Method : SOP.T.40.058A.NY, SOP.T.40.058B.NY, SOP.T.40.208.NY						Analysis Method : SOP.T.30.104.NY, SOP.T.40.104.NY					
Analized Date : 08/31/24 13:22:59						Analized Date : 09/03/24 16:09:22					

 <b>Heavy Metals</b> <span style="float: right;"><b>PASSED</b></span>					
Metal	LOQ	Units	Result	Pass / Fail	Action Level
ANTIMONY	0.1000	ug/g	<0.1000	PASS	2
ARSENIC	0.1000	ug/g	<0.1000	PASS	0.2
CADMIUM	0.1000	ug/g	<0.1000	PASS	0.2
CHROMIUM	1.0000	ug/g	<1.0000	PASS	110
COPPER	1.0000	ug/g	<1.0000	PASS	30
LEAD	0.1000	ug/g	<0.1000	PASS	0.5
MERCURY	0.0100	ug/g	<0.0100	PASS	0.1
NICKEL	0.1000	ug/g	<0.1000	PASS	2
Weight:					
0.4903g					
Analysis Method : SOP.T.30.084.NY, SOP.T.40.084.NY					
Analized Date : 09/03/24 14:50:23					



1 Winners Circle  
Albany, NY, 12205, US  
(833) 465-8378

Kaycha Labs

JYRC24243B  
Zenberry  
Matrix : Derivative  
Type: Vape Cartridge



# Certificate of Analysis

**PASSED**

Naturae LLC

4883 State Route 67  
Hoosick Falls, NY, 12090, US  
Telephone: (518) 730-6024  
Email: maxson@naturaenewyork.com  
License # : OCM-AUCP-2022-000028

Sample : AL40830007-003  
Harvest/Lot ID: JYRC24243B  
Batch# : JYRC24243B  
Sampled : 08/30/24 01:00 PM

Sample Size Received : 8 units  
Total Amount : 2912 units  
Sampling Method : SOP.T.20.010.NY

Page 6 of 6

## Homogeneity

**PASSED**

Analyte	LOQ	Units	Pass/Fail	Result	Action Level
HOM1 TOTAL THC PERCENT DIFFERENCE	0.01	%	PASS	0.23	25
HOM1 TOTAL CBD PERCENT DIFFERENCE	0.01	%	PASS	ND	25
HOM2 TOTAL THC PERCENT DIFFERENCE	0.01	%	PASS	0.40	25
HOM2 TOTAL CBD PERCENT DIFFERENCE	0.01	%	PASS	ND	25
HOM3 TOTAL THC PERCENT DIFFERENCE	0.01	%	PASS	0.33	25
HOM3 TOTAL CBD PERCENT DIFFERENCE	0.01	%	PASS	ND	25
HOM4 TOTAL THC PERCENT DIFFERENCE	0.01	%	PASS	0.26	25
HOM4 TOTAL CBD PERCENT DIFFERENCE	0.01	%	PASS	ND	25
HOM5 TOTAL THC PERCENT DIFFERENCE	0.01	%	PASS	0.02	25
HOM5 TOTAL CBD PERCENT DIFFERENCE	0.01	%	PASS	ND	25

Analysis Method : SOP.T.30.031.NY, SOP.T.40.031.NY  
Analyzed Date : 09/03/24 14:42:42

Homogeneity testing is performed utilizing High Performance Liquid Chromatography with UV detection in accordance with F.S. Rule 64ER20-39.

This Kaycha Labs Certification shall not be reproduced, unless in its entirety, without written approval from Kaycha Labs. The results relate only to the material or product analyzed. ND=Not Detected, ppm=Parts Per Million, ppb=Parts Per Billion, RSD=Relative Standard Deviation. Limit of Detection (LOD) and Limit Of Quantitation (LOQ) are terms used to describe the smallest concentration that can be detected and reliably measured by an analytical procedure, respectively. Action Levels are State determined thresholds based on 9 New York Codes, Rules and Regulations (NYCRR) Part 130 and Cannabis Law. The Measurement of Uncertainty (MU) error is available from the lab upon request. The "Decision Rule" for pass/fail does not include the MU. Any calculated totals may contain rounding errors.

**Erica Troy**

Lab Director

NY Permit # OCM-CPL-2022-00006  
ISO 17025 Accreditation # 97164

Signature  
09/06/24