



# Certificate of Analysis

## FOR COMPLIANCE



Sample:AL40413002-004  
Harvest/Lot ID: JYVC24103D  
Batch#: JYVC24103D  
Seed to Sale# JYVC24103D  
Sample Size Received: 20 units  
Total Amount: 5000 units  
Retail Product Size: 1 gram  
Retail Serving Size: .1 gram  
Servings: 10  
Sampled: 04/11/24 10:00 AM  
Sampling Start: 10:00 AM  
Sampling End: 11:00 AM  
Sampling Method: SOP.T.20.010.NY

Naturae LLC

License # : OCM-AUCP-2022-000028

4883 State Route 67  
Hoosick Falls, NY, 12090, US

**PASSED**

Pages 1 of 5

### SAFETY RESULTS

  
Pesticides  
**PASSED**

  
Heavy Metals  
**PASSED**

  
Microbials  
**PASSED**

  
Mycotoxins  
**PASSED**

  
Residuals  
Solvents  
**PASSED**

  
Filtration  
**NOT TESTED**


  
Water Activity  
**NOT TESTED**

  
Moisture  
**NOT TESTED**

### MISC.

  
Terpenes  
**TESTED**

## Cannabinoid **PASSED**

  
**Total THC**  
**84.6868%**  
Total THC/Container : 846.868 mg

  
**Total CBD**  
**0.2573%**  
Total CBD/Container : 2.573 mg

  
**Total Cannabinoids**  
**89.5304%**  
Total Cannabinoids/Container : 895.304 mg

|         | (6AR,9R)<br>D10-THC | (6AR,9S)<br>D10-THC | CBC    | CBD    | CBDA   | CBDV    | CBG    | CBGA    | CBN    | D8-THC  | D9-THC  | THCA    | THCV   |
|---------|---------------------|---------------------|--------|--------|--------|---------|--------|---------|--------|---------|---------|---------|--------|
| %       | <0.1000             | <0.1000             | 0.3694 | 0.1524 | 0.1197 | <0.1000 | 3.1860 | <0.1000 | 0.7295 | <0.1000 | 84.6868 | <0.1000 | 0.2866 |
| mg/unit | <1.000              | <1.000              | 3.694  | 1.524  | 1.197  | <1.000  | 31.860 | <1.000  | 7.295  | <1.000  | 846.868 | <1.000  | 2.866  |
| LOQ     | 0.1000              | 0.1000              | 0.1000 | 0.1000 | 0.1000 | 0.1000  | 0.1000 | 0.1000  | 0.1000 | 0.1000  | 0.1000  | 0.1000  | 0.1000 |
|         | %                   | %                   | %      | %      | %      | %       | %      | %       | %      | %       | %       | %       | %      |

Weight:  
0.1687g

Analysis Method : SOP.T.30.031.NY, SOP.T.40.031.NY  
Analyzed Date : 04/16/24 17:25:51

This Kaycha Labs Certification shall not be reproduced, unless in its entirety, without written approval from Kaycha Labs. The results relate only to the material or product analyzed. ND=Not Detected, ppm=Parts Per Million, ppb=Parts Per Billion, RSD=Relative Standard Deviation. Limit of Detection (LOD) and Limit Of Quantitation (LOQ) are terms used to describe the smallest concentration that can be detected and reliably measured by an analytical procedure, respectively. Action Levels are State determined thresholds based on 9 New York Codes, Rules and Regulations (NYCRR) Part 130 and Cannabis Law. The Measurement of Uncertainty (MU) error is available from the lab upon request. The "Decision Rule" for pass/fail does not include the MU. Any calculated totals may contain rounding errors.

**Erica Troy**  
Lab Director

NY Permit # OCM-CPL-2022-00006  
ISO 17025 Accreditation # 97164



Signature  
04/18/24



1 Winners Circle  
Albany, NY, 12205, US  
(833) 465-8378

Kaycha Labs

JYVC24103D  
Jack Herer  
Matrix : Derivative  
Type: Vape Cartridge



# Certificate of Analysis

**PASSED**

Naturae LLC

4883 State Route 67  
Hoosick Falls, NY, 12090, US  
Telephone: (518) 730-6024  
Email: maxson@naturaeenewyork.com  
License # : OCM-AUCP-2022-000028

Sample : AL40413002-004  
Harvest/Lot ID: JYVC24103D  
Batch# : JYVC24103D  
Sampled : 04/11/24 10:00 AM

Sample Size Received : 20 units  
Total Amount : 5000 units  
Sampling Method : SOP.T.20.010.NY

Page 2 of 5



## Terpenes

**TESTED**

| Terpenes            | LOQ (%) | mg/unit | %          | Result (%) | Terpenes   | LOQ (%) | mg/unit | % | Result (%) |
|---------------------|---------|---------|------------|------------|--|---------|---------|---|------------|
| TERPINOLENE         | 0.04    | 16.3    | 1.6        |            | Weight:  |         |         |   |            |
| BETA-CARYOPHYLLENE  | 0.04    | 14.4    | 1.4        |            | 1.0095g  |         |         |   |            |
| LIMONENE            | 0.10    | 8.9     | 0.89       |            | Analysis Method : SOP.T.30.064.NY, SOP.T.40.064.NY |         |         |   |            |
| BETA-MYRCENE        | 0.10    | 7.7     | 0.77       |            | Analyzed Date : 04/16/24 15:08:57                  |         |         |   |            |
| ALPHA-HUMULENE      | 0.04    | 2.3     | 0.23       |            |  |         |         |   |            |
| BETA-PINENE         | 0.10    | 2.3     | 0.23       |            |  |         |         |   |            |
| ALPHA-PINENE        | 0.10    | 1.5     | 0.15       |            |  |         |         |   |            |
| LINALOOL            | 0.10    | 1.4     | 0.14       |            |  |         |         |   |            |
| ALPHA TERPINEOL     | 0.04    | 1.1     | 0.11       |            |  |         |         |   |            |
| CARYOPHYLLENE OXIDE | 0.04    | 0.7     | 0.07       |            |  |         |         |   |            |
| FENCHYL ALCOHOL     | 0.04    | 0.5     | 0.05       |            |  |         |         |   |            |
| ALPHA-BISABOLOL     | 0.04    | 0.4     | 0.04       |            |  |         |         |   |            |
| CAMPHENE            | 0.10    | <1.0    | <0.10      |            |  |         |         |   |            |
| FARNESENE           | 0.10    | <1.0    | <0.10      |            |  |         |         |   |            |
| GERANIOL            | 0.04    | <0.4    | <0.04      |            |  |         |         |   |            |
| OCIMENE             | 0.10    | <1.0    | <0.10      |            |  |         |         |   |            |
| VALENCENE           | 0.10    | <1.0    | <0.10      |            |  |         |         |   |            |
| ALPHA-PHELLANDRENE  | 0.10    | <1.0    | <0.10      |            |  |         |         |   |            |
| ALPHA-TERPINENE     | 0.10    | <1.0    | <0.10      |            |  |         |         |   |            |
| GUAIOL              | 0.04    | <0.4    | <0.04      |            |  |         |         |   |            |
| MENTHOL             | 0.10    | <1.0    | <0.10      |            |  |         |         |   |            |
| <b>Total (%)</b>    |         |         | <b>5.8</b> |            |  |         |         |   |            |

This Kaycha Labs Certification shall not be reproduced, unless in its entirety, without written approval from Kaycha Labs. The results relate only to the material or product analyzed. ND=Not Detected, ppm=Parts Per Million, ppb=Parts Per Billion, RSD=Relative Standard Deviation. Limit of Detection (LOD) and Limit Of Quantitation (LOQ) are terms used to describe the smallest concentration that can be detected and reliably measured by an analytical procedure, respectively. Action Levels are State determined thresholds based on 9 New York Codes, Rules and Regulations (NYCRR) Part 130 and Cannabis Law. The Measurement of Uncertainty (MU) error is available from the lab upon request. The "Decision Rule" for pass/fail does not include the MU. Any calculated totals may contain rounding errors.

**Erica Troy**  
Lab Director

NY Permit # OCM-CPL-2022-00006  
ISO 17025 Accreditation # 97164

Signature  
04/18/24



# Certificate of Analysis

**PASSED**


Naturae LLC

 4883 State Route 67  
 Hoosick Falls, NY, 12090, US  
 Telephone: (518) 730-6024  
 Email: maxson@naturaeenewyork.com  
 License # : OCM-AUCP-2022-000028

 Sample : AL40413002-004  
 Harvest/Lot ID: JYVC24103D  
 Batch# : JYVC24103D  
 Sampled : 04/11/24 10:00 AM

 Sample Size Received : 20 units  
 Total Amount : 5000 units  
 Sampling Method : SOP.T.20.010.NY

Page 3 of 5

|  <b>Pesticides</b> |     |       |              |           |        | <b>PASSED</b>   |     |       |              |           |        |
|---|-----|-------|--------------|-----------|--------|---|-----|-------|--------------|-----------|--------|
| Pesticide   | LOQ | Units | Action Level | Pass/Fail | Result | Pesticide   | LOQ | Units | Action Level | Pass/Fail | Result |
| PYRETHRINS, TOTAL   | 0.1 | ppm   | 1            | PASS      | <0.1   | PACLOBUTRAZOL   | 0.1 | ppm   | 0.4          | PASS      | <0.1   |
| AZADIRACTHIN  | 0.1 | ppm   | 1            | PASS      | <0.1   | PERMETHRIN  | 0.1 | ppm   | 0.2          | PASS      | <0.1   |
| INDOLE-3-BUTYRIC ACID   | 0.1 | ppm   | 1            | PASS      | <0.1   | PHOSMET   | 0.1 | ppm   | 0.2          | PASS      | <0.1   |
| MYCLOBUTANIL  | 0.1 | ppm   | 0.2          | PASS      | <0.1   | PRALLETHRIN   | 0.1 | ppm   | 0.2          | PASS      | <0.1   |
| PIPERONYL BUTOXIDE  | 0.1 | ppm   | 2            | PASS      | <0.1   | PROPICONAZOLE   | 0.1 | ppm   | 0.4          | PASS      | <0.1   |
| ABAMECTIN B1A   | 0.1 | ppm   | 0.5          | PASS      | <0.1   | PROPOXUR  | 0.1 | ppm   | 0.2          | PASS      | <0.1   |
| ACEPHATE  | 0.1 | ppm   | 0.4          | PASS      | <0.1   | PYRIDABEN   | 0.1 | ppm   | 0.2          | PASS      | <0.1   |
| ACEQUINOCYL   | 0.1 | ppm   | 2            | PASS      | <0.1   | SPINETORAM, TOTAL   | 0.1 | ppm   | 1            | PASS      | <0.1   |
| ACETAMIPRID   | 0.1 | ppm   | 0.2          | PASS      | <0.1   | SPINOSAD, TOTAL   | 0.1 | ppm   | 0.2          | PASS      | <0.1   |
| ALDICARB  | 0.1 | ppm   | 0.4          | PASS      | <0.1   | SPIROMESIFEN  | 0.1 | ppm   | 0.2          | PASS      | <0.1   |
| AZOXYSTROBIN  | 0.1 | ppm   | 0.2          | PASS      | <0.1   | SPIROTETRAMAT   | 0.1 | ppm   | 0.2          | PASS      | <0.1   |
| CHLORMEQUAT CHLORIDE  | 0.1 | ppm   | 1            | PASS      | <0.1   | SPIROXAMINE   | 0.1 | ppm   | 0.2          | PASS      | <0.1   |
| BIFENAZATE  | 0.1 | ppm   | 0.2          | PASS      | <0.1   | TEBUCONAZOLE  | 0.1 | ppm   | 0.4          | PASS      | <0.1   |
| BIFENTHRIN  | 0.1 | ppm   | 0.2          | PASS      | <0.1   | THIACLOPRID   | 0.1 | ppm   | 0.2          | PASS      | <0.1   |
| CARBARYL  | 0.1 | ppm   | 0.2          | PASS      | <0.1   | THIAMETHOXAM  | 0.1 | ppm   | 0.2          | PASS      | <0.1   |
| COUMAPHOS   | 0.1 | ppm   | 1            | PASS      | <0.1   | TRIFLOXYSTROBIN   | 0.1 | ppm   | 0.2          | PASS      | <0.1   |
| CHLORPYRIFOS  | 0.1 | ppm   | 0.2          | PASS      | <0.1   | CAPTAN *  | 0.1 | ppm   | 1            | PASS      | <0.1   |
| DAMINOZIDE  | 0.1 | ppm   | 1            | PASS      | <0.1   | CHLORDANE *   | 0.1 | ppm   | 1            | PASS      | <0.1   |
| BOSCALID  | 0.1 | ppm   | 0.4          | PASS      | <0.1   | CHLORFENAPYR *  | 0.1 | ppm   | 1            | PASS      | <0.1   |
| CARBOFURAN  | 0.1 | ppm   | 0.2          | PASS      | <0.1   | CYFLUTHRIN *  | 0.1 | ppm   | 1            | PASS      | <0.1   |
| CHLORANTRANILIPROLE   | 0.1 | ppm   | 0.2          | PASS      | <0.1   | CYPERMETHRIN *  | 0.1 | ppm   | 1            | PASS      | <0.1   |
| CLOFENTEZINE  | 0.1 | ppm   | 0.2          | PASS      | <0.1   | METHYL PARATHION *  | 0.1 | ppm   | 0.2          | PASS      | <0.1   |
| DIAZINON  | 0.1 | ppm   | 0.2          | PASS      | <0.1   | MGK-264 *   | 0.1 | ppm   | 0.2          | PASS      | <0.1   |
| DICHLORVOS  | 0.1 | ppm   | 1            | PASS      | <0.1   | PENTACHLORONITROBENZENE *   | 0.1 | ppm   | 1            | PASS      | <0.1   |
| DIMETHOATE  | 0.1 | ppm   | 0.2          | PASS      | <0.1   | Weight:   |     |       |              |           |        |
| DIMETHOMORPH  | 0.1 | ppm   | 1            | PASS      | <0.1   | 0.4965g   |     |       |              |           |        |
| ETHOPROPHOS   | 0.1 | ppm   | 0.2          | PASS      | <0.1   | Analysis Method : SOP.T.40.104.NY, SOP.T30.104.NY and SOP.T.40.154.NY |     |       |              |           |        |
| ETOFENPROX  | 0.1 | ppm   | 0.4          | PASS      | <0.1   | Analyzed Date : 04/17/24 14:54:42                                     |     |       |              |           |        |
| ETOXAZOLE   | 0.1 | ppm   | 0.2          | PASS      | <0.1   | Weight:   |     |       |              |           |        |
| FENHEXAMID  | 0.1 | ppm   | 1            | PASS      | <0.1   | 0.4965g   |     |       |              |           |        |
| FENOXYCARB  | 0.1 | ppm   | 0.2          | PASS      | <0.1   | Analysis Method : SOP.T.40.154.NY                                     |     |       |              |           |        |
| FENPYROXIMATE   | 0.1 | ppm   | 0.4          | PASS      | <0.1   | Analyzed Date : 04/17/24 16:29:49                                     |     |       |              |           |        |
| FIPRONIL  | 0.1 | ppm   | 0.4          | PASS      | <0.1   |   |     |       |              |           |        |
| FLONICAMID  | 0.1 | ppm   | 1            | PASS      | <0.1   |   |     |       |              |           |        |
| FLUDIOXONIL   | 0.1 | ppm   | 0.4          | PASS      | <0.1   |   |     |       |              |           |        |
| HEXYTHIAZOX   | 0.1 | ppm   | 1            | PASS      | <0.1   |   |     |       |              |           |        |
| IMAZALIL  | 0.1 | ppm   | 0.2          | PASS      | <0.1   |   |     |       |              |           |        |
| IMIDACLOPRID  | 0.1 | ppm   | 0.4          | PASS      | <0.1   |   |     |       |              |           |        |
| KRESOXIM METHYL   | 0.1 | ppm   | 0.4          | PASS      | <0.1   |   |     |       |              |           |        |
| MALATHION   | 0.1 | ppm   | 0.2          | PASS      | <0.1   |   |     |       |              |           |        |
| METALAXYL   | 0.1 | ppm   | 0.2          | PASS      | <0.1   |   |     |       |              |           |        |
| METHIOCARB  | 0.1 | ppm   | 0.2          | PASS      | <0.1   |   |     |       |              |           |        |
| METHOMYL  | 0.1 | ppm   | 0.4          | PASS      | <0.1   |   |     |       |              |           |        |
| MEVINPHOS   | 0.1 | ppm   | 1            | PASS      | <0.1   |   |     |       |              |           |        |
| NALED   | 0.1 | ppm   | 0.5          | PASS      | <0.1   |   |     |       |              |           |        |
| OXAMYL  | 0.1 | ppm   | 1            | PASS      | <0.1   |   |     |       |              |           |        |

This Kaycha Labs Certification shall not be reproduced, unless in its entirety, without written approval from Kaycha Labs. The results relate only to the material or product analyzed. ND=Not Detected, ppm=Parts Per Million, ppb=Parts Per Billion, RSD=Relative Standard Deviation. Limit of Detection (LOD) and Limit Of Quantitation (LOQ) are terms used to describe the smallest concentration that can be detected and reliably measured by an analytical procedure, respectively. Action Levels are State determined thresholds based on 9 New York Codes, Rules and Regulations (NYCRR) Part 130 and Cannabis Law. The Measurement of Uncertainty (MU) error is available from the lab upon request. The "Decision Rule" for pass/fail does not include the MU. Any calculated totals may contain rounding errors.

**Erica Troy**

Lab Director

 NY Permit # OCM-CPL-2022-00006  
 ISO 17025 Accreditation # 97164



 Signature  
 04/18/24



# Certificate of Analysis

**PASSED**

Naturae LLC

4883 State Route 67  
Hoosick Falls, NY, 12090, US  
Telephone: (518) 730-6024  
Email: maxson@naturaeenewyork.com  
License #: OCM-AUCP-2022-000028

Sample : AL40413002-004  
Harvest/Lot ID: JYVC24103D  
Batch#: JYVC24103D  
Sampled : 04/11/24 10:00 AM

Sample Size Received : 20 units  
Total Amount : 5000 units  
Sampling Method : SOP.T.20.010.NY

Page 4 of 5



## Residual Solvents

**PASSED**

| Solvents              | LOQ    | Units | Action Level | Pass/Fail | Result  |
|-----------------------|--------|-------|--------------|-----------|---------|
| DIMETHYL SULFOXIDE    | 750.0  | ppm   | 5000         | PASS      | ND      |
| 1,1,1-TRICHLOROETHANE | 225.0  | ppm   | 1500         | PASS      | ND      |
| HEXANE, TOTAL         | 625.0  | ppm   | 290          | PASS      | <625.0  |
| PENTANES, TOTAL       | 375.0  | ppm   | 5000         | PASS      | <375.0  |
| BUTANES, TOTAL        | 1800.0 | ppm   | 5000         | PASS      | <1800.0 |
| XYLENES, TOTAL        | 250.0  | ppm   | 2170         | PASS      | <250.0  |
| 1,2-DICHLOROETHANE    | 0.5    | ppm   | 5            | PASS      | ND      |
| PROPANE               | 900.0  | ppm   | 5000         | PASS      | ND      |
| METHANOL              | 125.0  | ppm   | 3000         | PASS      | ND      |
| ETHANOL               | 125.0  | ppm   | 5000         | PASS      | ND      |
| ETHYL ETHER           | 125.0  | ppm   | 5000         | PASS      | <125.0  |
| ACETONE               | 125.0  | ppm   | 5000         | PASS      | ND      |
| 2-PROPANOL            | 125.0  | ppm   | 5000         | PASS      | <125.0  |
| ACETONITRILE          | 125.0  | ppm   | 410          | PASS      | ND      |
| DICHLOROMETHANE       | 125.0  | ppm   | 600          | PASS      | ND      |
| ETHYL ACETATE         | 125.0  | ppm   | 5000         | PASS      | <125.0  |
| BENZENE               | 0.5    | ppm   | 2            | PASS      | <0.5    |
| N-HEPTANE             | 125.0  | ppm   | 5000         | PASS      | <125.0  |
| TOLUENE               | 125.0  | ppm   | 890          | PASS      | ND      |
| CHLOROFORM            | 0.5    | ppm   | 60           | PASS      | <0.5    |

Weight:  
0.0239g

Analysis Method : SOP.T.40.044.NY  
Analyzed Date : 04/15/24 16:32:12

This Kaycha Labs Certification shall not be reproduced, unless in its entirety, without written approval from Kaycha Labs. The results relate only to the material or product analyzed. ND=Not Detected, ppm=Parts Per Million, ppb=Parts Per Billion, RSD=Relative Standard Deviation. Limit of Detection (LOD) and Limit Of Quantitation (LOQ) are terms used to describe the smallest concentration that can be detected and reliably measured by an analytical procedure, respectively. Action Levels are State determined thresholds based on 9 New York Codes, Rules and Regulations (NYCRR) Part 130 and Cannabis Law. The Measurement of Uncertainty (MU) error is available from the lab upon request. The "Decision Rule" for pass/fail does not include the MU. Any calculated totals may contain rounding errors.

**Erica Troy**  
Lab Director

NY Permit # OCM-CPL-2022-00006  
ISO 17025 Accreditation # 97164

Signature  
04/18/24



# Certificate of Analysis

**PASSED**



Naturae LLC


4883 State Route 67  
Hoosick Falls, NY, 12090, US  
Telephone: (518) 730-6024  
Email: maxson@naturaeenewyork.com  
License # : OCM-AUCP-2022-000028

Sample : AL40413002-004  
Harvest/Lot ID: JYVC24103D  
Batch# : JYVC24103D  
Sampled : 04/11/24 10:00 AM

Sample Size Received : 20 units  
Total Amount : 5000 units  
Sampling Method : SOP.T.20.010.NY

Page 5 of 5

|  <b>Microbial</b> <span style="float: right;"><b>PASSED</b></span> |     |       |             |             |              |  <b>Mycotoxins</b> <span style="float: right;"><b>PASSED</b></span> |       |       |        |             |              |
|---|-----|-------|-------------|-------------|--------------|--|-------|-------|--------|-------------|--------------|
| Analyte   | LOQ | Units | Result      | Pass / Fail | Action Level | Analyte  | LOQ   | Units | Result | Pass / Fail | Action Level |
| TOTAL AEROBIC BACTERIA  | 100 | CFU/g | <100        | PASS        | 10000        | AFLATOXIN G2   | 0.003 | ppm   | <0.003 | PASS        | 0.02         |
| TOTAL YEAST AND MOLD  | 100 | CFU/g | <100        | PASS        | 1000         | AFLATOXIN G1   | 0.003 | ppm   | <0.003 | PASS        | 0.02         |
| ESCHERICHIA COLI SHIGELLA SPP   |     |       | Not Present | PASS        |              | AFLATOXIN B2   | 0.003 | ppm   | <0.003 | PASS        | 0.02         |
| SALMONELLA SPECIES  |     |       | Not Present | PASS        |              | AFLATOXIN B1   | 0.003 | ppm   | <0.003 | PASS        | 0.02         |
| ASPERGILLUS TERREUS   |     |       | Not Present | PASS        |              | OCHRATOXIN A+  | 0.010 | ppm   | <0.010 | PASS        | 0.02         |
| ASPERGILLUS NIGER   |     |       | Not Present | PASS        |              | TOTAL AFLATOXINS (B1, B2, G1, G2)  | 0.003 | ppm   | <0.003 | PASS        | 0.02         |
| ASPERGILLUS FLAVUS  |     |       | Not Present | PASS        |              |  |       |       |        |             |              |
| ASPERGILLUS FUMIGATUS   |     |       | Not Present | PASS        |              |  |       |       |        |             |              |
| Weight:<br>1.0561g  |     |       |             |             |              | Weight:<br>0.4965g   |       |       |        |             |              |
| Analysis Method : SOP.T.40.058A.NY, SOP.T.40.058B.NY, SOP.T.40.208.NY<br>Analyzed Date : 04/15/24 16:23:15  |     |       |             |             |              | Analysis Method : SOP.T.30.104.NY, SOP.T.40.104.NY<br>Analyzed Date : 04/17/24 16:30:04  |       |       |        |             |              |

|  <b>Heavy Metals</b> <span style="float: right;"><b>PASSED</b></span> |        |       |         |             |              |
|--|--------|-------|---------|-------------|--------------|
| Metal  | LOQ    | Units | Result  | Pass / Fail | Action Level |
| ANTIMONY   | 0.1000 | ug/g  | <0.1000 | PASS        | 2            |
| ARSENIC  | 0.1000 | ug/g  | <0.1000 | PASS        | 0.2          |
| CADMIUM  | 0.1000 | ug/g  | <0.1000 | PASS        | 0.3          |
| CHROMIUM   | 1.0000 | ug/g  | <1.0000 | PASS        | 110          |
| COPPER   | 1.0000 | ug/g  | <1.0000 | PASS        | 30           |
| LEAD   | 0.1000 | ug/g  | <0.1000 | PASS        | 0.5          |
| MERCURY  | 0.0100 | ug/g  | <0.0100 | PASS        | 0.1          |
| NICKEL   | 0.1000 | ug/g  | <0.1000 | PASS        | 2            |
| Weight:<br>0.4061g   |        |       |         |             |              |
| Analysis Method : SOP.T.30.084.NY, SOP.T.40.084.NY<br>Analyzed Date : 04/13/24 19:19:13  |        |       |         |             |              |

