



Certificate of Analysis

FOR COMPLIANCE



Sample:AL40405002-007
Harvest/Lot ID: JYDG24096A
Batch#: JYDG24096A
Seed to Sale# JYDG24096A
Sample Size Received: 20 units
Total Amount: 4800 units
Retail Product Size: 50 gram
Retail Serving Size: 5 gram
Servings: 10
Sampled: 04/04/24 09:56 AM
Sampling Start: 09:56 AM
Sampling End: 10:35 AM
Sampling Method: SOP.T.20.010.NY

Naturae LLC

License # : OCM-AUCP-2022-000028

4883 State Route 67
Hoosick Falls, NY, 12090, US

PASSED

Pages 1 of 6

SAFETY RESULTS


Pesticides
PASSED


Heavy Metals
PASSED


Microbials
PASSED


Mycotoxins
PASSED


Residuals
Solvents
PASSED


Filtration
NOT TESTED



Water Activity
PASSED



Moisture
NOT TESTED


MISC.


Terpenes
TESTED

 **Cannabinoid** **PASSED**

 **Total THC**
0.1947%
Total THC/Container : 97.350 mg

 **Total CBD**
<0.0007
Total CBD/Container : 0.000 mg

 **Total Cannabinoids**
0.2035%
Total Cannabinoids/Container : 101.750 mg

	(6AR,9R) D10-THC	(6AR,9S) D10-THC	CBC	CBD	CBDA	CBDV	CBG	CBGA	CBN	D8-THC	D9-THC	THCA	THCV
%	<0.0006	<0.0007	0.0013	<0.0007	<0.0007	<0.0007	0.0048	<0.0007	0.0012	<0.0007	0.1947	<0.0007	0.0015
mg/unit	<0.300	<0.350	0.650	<0.350	<0.350	<0.350	2.400	<0.350	0.600	<0.350	97.350	<0.350	0.750
LOQ	0.0006	0.0007	0.0007	0.0007	0.0007	0.0007	0.0007	0.0007	0.0007	0.0007	0.0007	0.0007	0.0007
%	%	%	%	%	%	%	%	%	%	%	%	%	%

Weight:
2.8683g

Analysis Method : SOP.T.30.031.NY, SOP.T.40.031.NY
Analyzed Date : 04/08/24 16:19:41

This Kaycha Labs Certification shall not be reproduced, unless in its entirety, without written approval from Kaycha Labs. The results relate only to the material or product analyzed. ND=Not Detected, ppm=Parts Per Million, ppb=Parts Per Billion, RSD=Relative Standard Deviation. Limit of Detection (LOD) and Limit Of Quantitation (LOQ) are terms used to describe the smallest concentration that can be detected and reliably measured by an analytical procedure, respectively. Action Levels are State determined thresholds based on 9 New York Codes, Rules and Regulations (NYCRR) Part 130 and Cannabis Law. The Measurement of Uncertainty (MU) error is available from the lab upon request. The "Decision Rule" for pass/fail does not include the MU. Any calculated totals may contain rounding errors.

Erica Troy
Lab Director

NY Permit # OCM-CPL-2022-00006
ISO 17025 Accreditation # 97164



Signature
04/11/24



1 Winners Circle
Albany, NY, 12205, US
(833) 465-8378

Kaycha Labs

JYDG24096A
Sweet Peach
Matrix : Edible
Type: Gummy



Certificate of Analysis

PASSED

Naturae LLC

4883 State Route 67
Hoosick Falls, NY, 12090, US
Telephone: (518) 730-6024
Email: maxson@naturaenewyork.com
License # : OCM-AUCP-2022-000028

Sample : AL40405002-007
Harvest/Lot ID : JYDG24096A

Batch# : JYDG24096A
Sampled : 04/04/24 09:56 AM

Sample Size Received : 20 units
Total Amount : 4800 units
Sampling Method : SOP.T.20.010.NY

Page 2 of 6

Terpenes				TESTED					
Terpenes	LOQ (%)	mg/unit	%	Result (%)	Terpenes	LOQ (%)	mg/unit	%	Result (%)
ALPHA TERPINEOL	0.04	<20.0	<0.04		Weight:				
BETA-CARYOPHYLLENE	0.04	<20.0	<0.04		1.0349g				
CAMPHENE	0.10	<50.0	<0.10		Analysis Method : SOP.T.30.064.NY, SOP.T.40.064.NY				
CARYOPHYLLENE OXIDE	0.04	<20.0	<0.04		Analyzed Date : 04/08/24 15:38:21				
FARNESENE	0.10	<50.0	<0.10						
FENCHYL ALCOHOL	0.04	<20.0	<0.04						
GERANIOL	0.04	<20.0	<0.04						
GUAIOL	0.04	<20.0	<0.04						
LIMONENE	0.10	<50.0	<0.10						
LINALOOL	0.10	<50.0	<0.10						
MENTHOL	0.10	<50.0	<0.10						
OCIMENE	0.10	<50.0	<0.10						
TERPINOLENE	0.04	<20.0	<0.04						
VALENCENE	0.10	<50.0	<0.10						
ALPHA-BISABOLOL	0.04	<20.0	<0.04						
ALPHA-HUMULENE	0.04	<20.0	<0.04						
ALPHA-PHELLANDRENE	0.10	<50.0	<0.10						
ALPHA-PINENE	0.10	<50.0	<0.10						
ALPHA-TERPINENE	0.10	<50.0	<0.10						
BETA-MYRCENE	0.10	<50.0	<0.10						
BETA-PINENE	0.10	<50.0	<0.10						
Total (%)				<0.10					

This Kaycha Labs Certification shall not be reproduced, unless in its entirety, without written approval from Kaycha Labs. The results relate only to the material or product analyzed. ND=Not Detected, ppm=Parts Per Million, ppb=Parts Per Billion, RSD=Relative Standard Deviation. Limit of Detection (LOD) and Limit Of Quantitation (LOQ) are terms used to describe the smallest concentration that can be detected and reliably measured by an analytical procedure, respectively. Action Levels are State determined thresholds based on 9 New York Codes, Rules and Regulations (NYCRR) Part 130 and Cannabis Law. The Measurement of Uncertainty (MU) error is available from the lab upon request. The "Decision Rule" for pass/fail does not include the MU. Any calculated totals may contain rounding errors.

Erica Troy
Lab Director

NY Permit # OCM-CPL-2022-00006
ISO 17025 Accreditation # 97164

Signature
04/11/24



Certificate of Analysis

PASSED

Naturae LLC

 4883 State Route 67
 Hoosick Falls, NY, 12090, US
 Telephone: (518) 730-6024
 Email: maxson@naturaeenewyork.com
 License # : OCM-AUCP-2022-000028

 Sample : AL40405002-007
 Harvest/Lot ID: JYDG24096A

 Batch# : JYDG24096A
 Sampled : 04/04/24 09:56 AM

Sample Size Received : 20 units

Total Amount : 4800 units

Sampling Method : SOP.T.20.010.NY

Page 3 of 6



Pesticides

PASSED

Pesticide	LOQ	Units	Action Level	Pass/Fail	Result	Pesticide	LOQ	Units	Action Level	Pass/Fail	Result
PYRETHRINS, TOTAL	0.1	ppm	1	PASS	<0.1	PACLOBUTRAZOL	0.1	ppm	0.4	PASS	<0.1
AZADIRACTHIN	0.1	ppm	1	PASS	<0.1	PERMETHRIN	0.1	ppm	0.2	PASS	<0.1
INDOLE-3-BUTYRIC ACID	0.1	ppm	1	PASS	<0.1	PHOSMET	0.1	ppm	0.2	PASS	<0.1
MYCLOBUTANIL	0.1	ppm	0.2	PASS	<0.1	PRALLETHRIN	0.1	ppm	0.2	PASS	<0.1
PIPERONYL BUTOXIDE	0.1	ppm	2	PASS	<0.1	PROPICONAZOLE	0.1	ppm	0.4	PASS	<0.1
ABAMECTIN B1A	0.1	ppm	0.5	PASS	<0.1	PROPOXUR	0.1	ppm	0.2	PASS	<0.1
ACEPHATE	0.1	ppm	0.4	PASS	<0.1	PYRIDABEN	0.1	ppm	0.2	PASS	<0.1
ACEQUINOCYL	0.1	ppm	2	PASS	<0.1	SPINETORAM, TOTAL	0.1	ppm	1	PASS	<0.1
ACETAMIPRID	0.1	ppm	0.2	PASS	<0.1	SPINOSAD, TOTAL	0.1	ppm	0.2	PASS	<0.1
ALDICARB	0.1	ppm	0.4	PASS	<0.1	SPIROMESIFEN	0.1	ppm	0.2	PASS	<0.1
AZOXYSTROBIN	0.1	ppm	0.2	PASS	<0.1	SPIROTETRAMAT	0.1	ppm	0.2	PASS	<0.1
CHLORMEQUAT CHLORIDE	0.1	ppm	1	PASS	<0.1	SPIROXAMINE	0.1	ppm	0.2	PASS	<0.1
BIFENAZATE	0.1	ppm	0.2	PASS	<0.1	TEBUCONAZOLE	0.1	ppm	0.4	PASS	<0.1
BIFENTHRIN	0.1	ppm	0.2	PASS	<0.1	THIACLOPRID	0.1	ppm	0.2	PASS	<0.1
CARBARYL	0.1	ppm	0.2	PASS	<0.1	THIAMETHOXAM	0.1	ppm	0.2	PASS	<0.1
COUMAPHOS	0.1	ppm	1	PASS	<0.1	TRIFLOXYSTROBIN	0.1	ppm	0.2	PASS	<0.1
CHLORPYRIFOS	0.1	ppm	0.2	PASS	<0.1	CAPTAN *	0.1	ppm	1	PASS	<0.1
DAMINOZIDE	0.1	ppm	1	PASS	<0.1	CHLORDANE *	0.1	ppm	1	PASS	<0.1
BOSCALID	0.1	ppm	0.4	PASS	<0.1	CHLORFENAPYR *	0.1	ppm	1	PASS	<0.1
CARBOFURAN	0.1	ppm	0.2	PASS	<0.1	CYFLUTHRIN *	0.1	ppm	1	PASS	<0.1
CHLORANTRANILIPROLE	0.1	ppm	0.2	PASS	<0.1	CYPERMETHRIN *	0.1	ppm	1	PASS	<0.1
CLOFENTEZINE	0.1	ppm	0.2	PASS	<0.1	METHYL PARATHION *	0.1	ppm	0.2	PASS	<0.1
DIAZINON	0.1	ppm	0.2	PASS	<0.1	MGK-264 *	0.1	ppm	0.2	PASS	<0.1
DICHLORVOS	0.1	ppm	1	PASS	<0.1	PENTACHLORONITROBENZENE *	0.1	ppm	1	PASS	<0.1
DIMETHOATE	0.1	ppm	0.2	PASS	<0.1						
DIMETHOMORPH	0.1	ppm	1	PASS	<0.1	Weight:					
ETHOPROPHOS	0.1	ppm	0.2	PASS	<0.1	0.5203g					
ETOFENPROX	0.1	ppm	0.4	PASS	<0.1	Analysis Method : SOP.T.40.104.NY, SOP.T30.104.NY and SOP.T.40.154.NY					
ETOXAZOLE	0.1	ppm	0.2	PASS	<0.1	Analyzed Date : 04/09/24 17:43:02					
FENHEXAMID	0.1	ppm	1	PASS	<0.1						
FENOXYCARB	0.1	ppm	0.2	PASS	<0.1	Weight:					
FENPYROXIMATE	0.1	ppm	0.4	PASS	<0.1	0.5203g					
FIPRONIL	0.1	ppm	0.4	PASS	<0.1	Analysis Method : SOP.T.40.154.NY					
FLONICAMID	0.1	ppm	1	PASS	<0.1	Analyzed Date : 04/09/24 17:27:21					
FLUDIOXONIL	0.1	ppm	0.4	PASS	<0.1						
HEXYTHIAZOX	0.1	ppm	1	PASS	<0.1						
IMAZALIL	0.1	ppm	0.2	PASS	<0.1						
IMIDACLOPRID	0.1	ppm	0.4	PASS	<0.1						
KRESOXIM METHYL	0.1	ppm	0.4	PASS	<0.1						
MALATHION	0.1	ppm	0.2	PASS	<0.1						
METALAXYL	0.1	ppm	0.2	PASS	<0.1						
METHIOCARB	0.1	ppm	0.2	PASS	<0.1						
METHOMYL	0.1	ppm	0.4	PASS	<0.1						
MEVINPHOS	0.1	ppm	1	PASS	<0.1						
NALED	0.1	ppm	0.5	PASS	<0.1						
OXAMYL	0.1	ppm	1	PASS	<0.1						

This Kaycha Labs Certification shall not be reproduced, unless in its entirety, without written approval from Kaycha Labs. The results relate only to the material or product analyzed. ND=Not Detected, ppm=Parts Per Million, ppb=Parts Per Billion, RSD=Relative Standard Deviation. Limit of Detection (LOD) and Limit Of Quantitation (LOQ) are terms used to describe the smallest concentration that can be detected and reliably measured by an analytical procedure, respectively. Action Levels are State determined thresholds based on 9 New York Codes, Rules and Regulations (NYCRR) Part 130 and Cannabis Law. The Measurement of Uncertainty (MU) error is available from the lab upon request. The "Decision Rule" for pass/fail does not include the MU. Any calculated totals may contain rounding errors.

Erica Troy

Lab Director

 NY Permit # OCM-CPL-2022-00006
 ISO 17025 Accreditation # 97164

 Signature
 04/11/24



1 Winners Circle
Albany, NY, 12205, US
(833) 465-8378

Kaycha Labs

JYDG24096A
Sweet Peach
Matrix : Edible
Type: Gummy



Certificate of Analysis

PASSED

Naturae LLC

4883 State Route 67
Hoosick Falls, NY, 12090, US
Telephone: (518) 730-6024
Email: maxson@naturaeenewyork.com
License #: OCM-AUCP-2022-000028

Sample : AL40405002-007
Harvest/Lot ID: JYDG24096A
Batch#: JYDG24096A
Sampled : 04/04/24 09:56 AM

Sample Size Received : 20 units
Total Amount : 4800 units
Sampling Method : SOP.T.20.010.NY

Page 4 of 6

Residual Solvents **PASSED**

Solvents	LOQ	Units	Action Level	Pass/Fail	Result
DIMETHYL SULFOXIDE	750.0	ppm	5000	PASS	ND
1,1,1-TRICHLOROETHANE	225.0	ppm	1500	PASS	ND
HEXANE, TOTAL	625.0	ppm	290	PASS	<625.0
PENTANES, TOTAL	375.0	ppm	5000	PASS	<375.0
BUTANES, TOTAL	1800.0	ppm	5000	PASS	<1800.0
XYLENES, TOTAL	250.0	ppm	2170	PASS	<250.0
1,2-DICHLOROETHANE	0.5	ppm	5	PASS	ND
PROPANE	900.0	ppm	5000	PASS	ND
METHANOL	125.0	ppm	3000	PASS	ND
ETHANOL	125.0	ppm	5000	PASS	ND
ETHYL ETHER	125.0	ppm	5000	PASS	<125.0
ACETONE	125.0	ppm	5000	PASS	ND
2-PROPANOL	125.0	ppm	5000	PASS	<125.0
ACETONITRILE	125.0	ppm	410	PASS	ND
DICHLOROMETHANE	125.0	ppm	600	PASS	ND
ETHYL ACETATE	125.0	ppm	5000	PASS	<125.0
BENZENE	0.5	ppm	2	PASS	<0.5
N-HEPTANE	125.0	ppm	5000	PASS	<125.0
TOLUENE	125.0	ppm	890	PASS	ND
CHLOROFORM	0.5	ppm	60	PASS	<0.5

Weight:
0.0237g

Analysis Method : SOP.T.40.044.NY
Analyzed Date : 04/08/24 11:38:13

This Kaycha Labs Certification shall not be reproduced, unless in its entirety, without written approval from Kaycha Labs. The results relate only to the material or product analyzed. ND=Not Detected, ppm=Parts Per Million, ppb=Parts Per Billion, RSD=Relative Standard Deviation. Limit of Detection (LOD) and Limit Of Quantitation (LOQ) are terms used to describe the smallest concentration that can be detected and reliably measured by an analytical procedure, respectively. Action Levels are State determined thresholds based on 9 New York Codes, Rules and Regulations (NYCRR) Part 130 and Cannabis Law. The Measurement of Uncertainty (MU) error is available from the lab upon request. The "Decision Rule" for pass/fail does not include the MU. Any calculated totals may contain rounding errors.

Erica Troy
Lab Director

NY Permit # OCM-CPL-2022-00006
ISO 17025 Accreditation # 97164

Signature
04/11/24



Certificate of Analysis

PASSED



Naturae LLC


4883 State Route 67
Hoosick Falls, NY, 12090, US
Telephone: (518) 730-6024
Email: maxson@naturaeenewyork.com
License # : OCM-AUCP-2022-000028

Sample : AL40405002-007
Harvest/Lot ID: JYDG24096A
Batch# : JYDG24096A
Sampled : 04/04/24 09:56 AM

Sample Size Received : 20 units
Total Amount : 4800 units
Sampling Method : SOP.T.20.010.NY

Page 5 of 6

 Microbial PASSED						 Mycotoxins PASSED					
Analyte	LOQ	Units	Result	Pass / Fail	Action Level	Analyte	LOQ	Units	Result	Pass / Fail	Action Level
TOTAL AEROBIC BACTERIA	100	CFU/g	<100	PASS	10000	AFLATOXIN G2	0.003	ppm	<0.003	PASS	0.02
TOTAL YEAST AND MOLD	100	CFU/g	<100	PASS	1000	AFLATOXIN G1	0.003	ppm	<0.003	PASS	0.02
ESCHERICHIA COLI SHIGELLA SPP			Not Present	PASS		AFLATOXIN B2	0.003	ppm	<0.003	PASS	0.02
SALMONELLA SPECIES			Not Present	PASS		AFLATOXIN B1	0.003	ppm	<0.003	PASS	0.02
ASPERGILLUS TERREUS			Not Present	PASS		OCHRATOXIN A+	0.010	ppm	<0.010	PASS	0.02
ASPERGILLUS NIGER			Not Present	PASS		TOTAL AFLATOXINS (B1, B2, G1, G2)	0.003	ppm	<0.003	PASS	0.02
ASPERGILLUS FLAVUS			Not Present	PASS							
ASPERGILLUS FUMIGATUS			Not Present	PASS							
Weight: 1.1g						Weight: 0.5203g					
Analysis Method : SOP.T.40.058A.NY, SOP.T.40.058B.NY, SOP.T.40.208.NY Analyzed Date : 04/08/24 13:37:41						Analysis Method : SOP.T.30.104.NY, SOP.T.40.104.NY Analyzed Date : 04/09/24 17:42:45					

 Heavy Metals PASSED					
Metal	LOQ	Units	Result	Pass / Fail	Action Level
ANTIMONY	0.1000	ug/g	<0.1000	PASS	120
ARSENIC	0.1000	ug/g	<0.1000	PASS	1.5
CADMIUM	0.1000	ug/g	<0.1000	PASS	0.5
CHROMIUM	1.0000	ug/g	<1.0000	PASS	1100
COPPER	1.0000	ug/g	<1.0000	PASS	300
LEAD	0.1000	ug/g	<0.1000	PASS	0.5
MERCURY	0.0100	ug/g	<0.0100	PASS	3
NICKEL	0.1000	ug/g	<0.1000	PASS	20
Weight: 0.4085g					
Analysis Method : SOP.T.30.084.NY, SOP.T.40.084.NY Analyzed Date : 04/08/24 17:52:07					





1 Winners Circle
Albany, NY, 12205, US
(833) 465-8378

Kaycha Labs

JYDG24096A

Sweet Peach

Matrix : Edible

Type: Gummy



Certificate of Analysis

PASSED

Naturae LLC

4883 State Route 67
Hoosick Falls, NY, 12090, US
Telephone: (518) 730-6024

Email: maxson@naturaenewyork.com
License # : OCM-AUCP-2022-000028

Sample : AL40405002-007
Harvest/Lot ID: JYDG24096A

Batch# : JYDG24096A

Sampled : 04/04/24 09:56 AM

Sample Size Received : 20 units

Total Amount : 4800 units

Sampling Method : SOP.T.20.010.NY

Page 6 of 6

	Water Activity	PASSED
--	-----------------------	---------------

Homogeneity	PASSED
--------------------	---------------

Analyte	LOQ	Units	Result	P/F	Action Level
Water Activity	0.10	aw	0.66	PASS	0.85

Weight:
1.4792g

Analysis Method : SOP.T.40.019
Analyzed Date : 04/09/24 14:56:01

Analyte	LOQ	Units	Pass/Fail	Result	Action Level
HOM1 TOTAL THC PERCENT DIFFERENCE	0.01	%	PASS	ND	25
HOM1 TOTAL CBD PERCENT DIFFERENCE	0.01	%	PASS	ND	25
HOM2 TOTAL THC PERCENT DIFFERENCE	0.01	%	PASS	ND	25
HOM2 TOTAL CBD PERCENT DIFFERENCE	0.01	%	PASS	ND	25
HOM3 TOTAL THC PERCENT DIFFERENCE	0.01	%	PASS	ND	25
HOM3 TOTAL CBD PERCENT DIFFERENCE	0.01	%	PASS	ND	25
HOM4 TOTAL THC PERCENT DIFFERENCE	0.01	%	PASS	ND	25
HOM4 TOTAL CBD PERCENT DIFFERENCE	0.01	%	PASS	ND	25
HOM5 TOTAL THC PERCENT DIFFERENCE	0.01	%	PASS	ND	25
HOM5 TOTAL CBD PERCENT DIFFERENCE	0.01	%	PASS	ND	25

Analysis Method : SOP.T.30.031.NY, SOP.T.40.031.NY
Analyzed Date : 04/08/24 16:19:41

Homogeneity testing is performed utilizing High Performance Liquid Chromatography with UV detection in accordance with F.S. Rule 64ER20-39.

This Kaycha Labs Certification shall not be reproduced, unless in its entirety, without written approval from Kaycha Labs. The results relate only to the material or product analyzed. ND=Not Detected, ppm=Parts Per Million, ppb=Parts Per Billion, RSD=Relative Standard Deviation. Limit of Detection (LOD) and Limit Of Quantitation (LOQ) are terms used to describe the smallest concentration that can be detected and reliably measured by an analytical procedure, respectively. Action Levels are State determined thresholds based on 9 New York Codes, Rules and Regulations (NYCRR) Part 130 and Cannabis Law. The Measurement of Uncertainty (MU) error is available from the lab upon request. The "Decision Rule" for pass/fail does not include the MU. Any calculated totals may contain rounding errors.

Erica Troy

Lab Director

NY Permit # OCM-CPL-2022-00006
ISO 17025 Accreditation # 97164

Signature
04/11/24